

[REDACTED]

From: [REDACTED]
Sent: 28 October 2016 13:38
To: [REDACTED]
Cc: [REDACTED]
Subject: RE: STANSTED SIDS - ACP PROGRESS

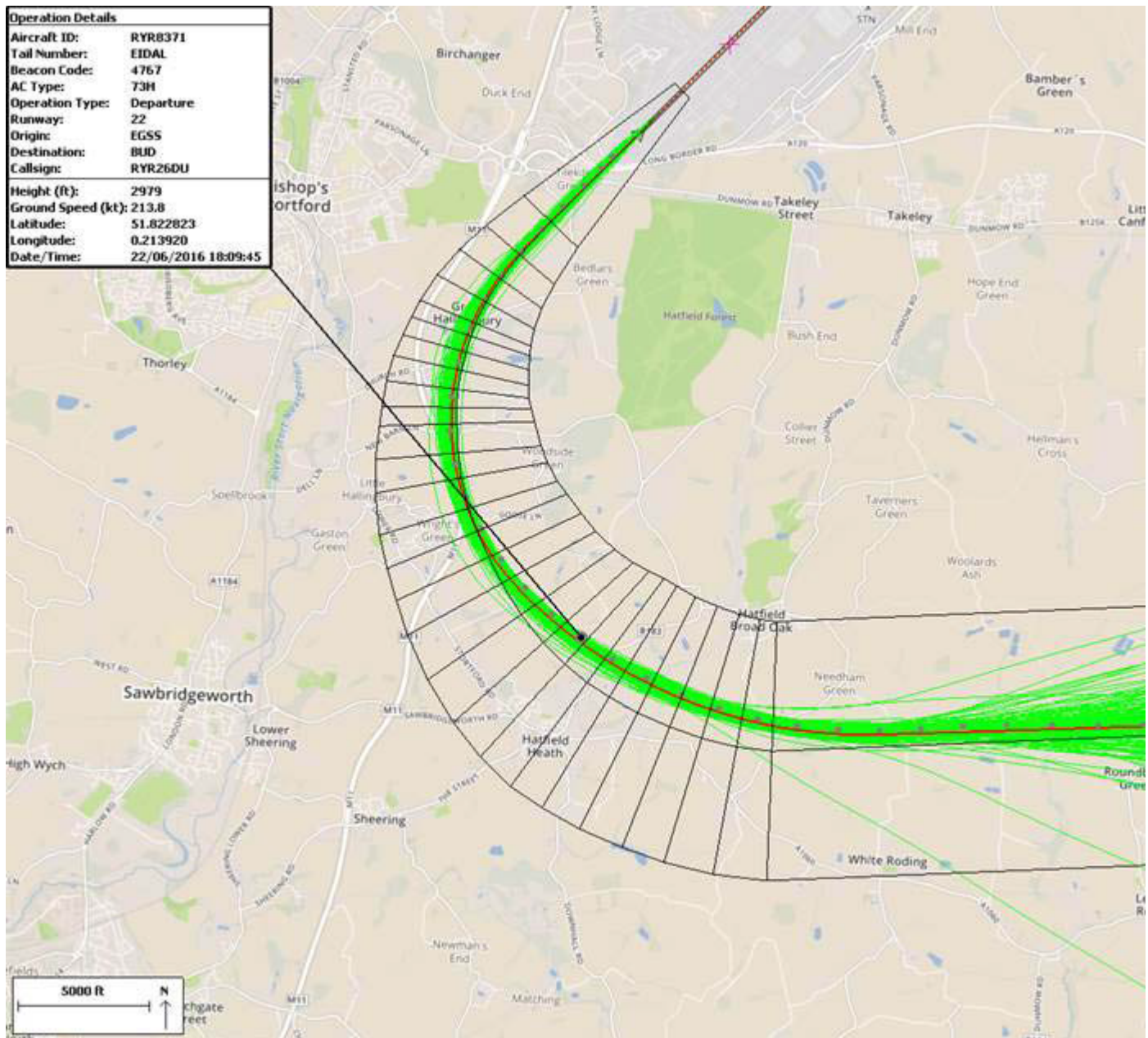
Importance: High

Follow Up Flag: Follow up
Flag Status: Completed

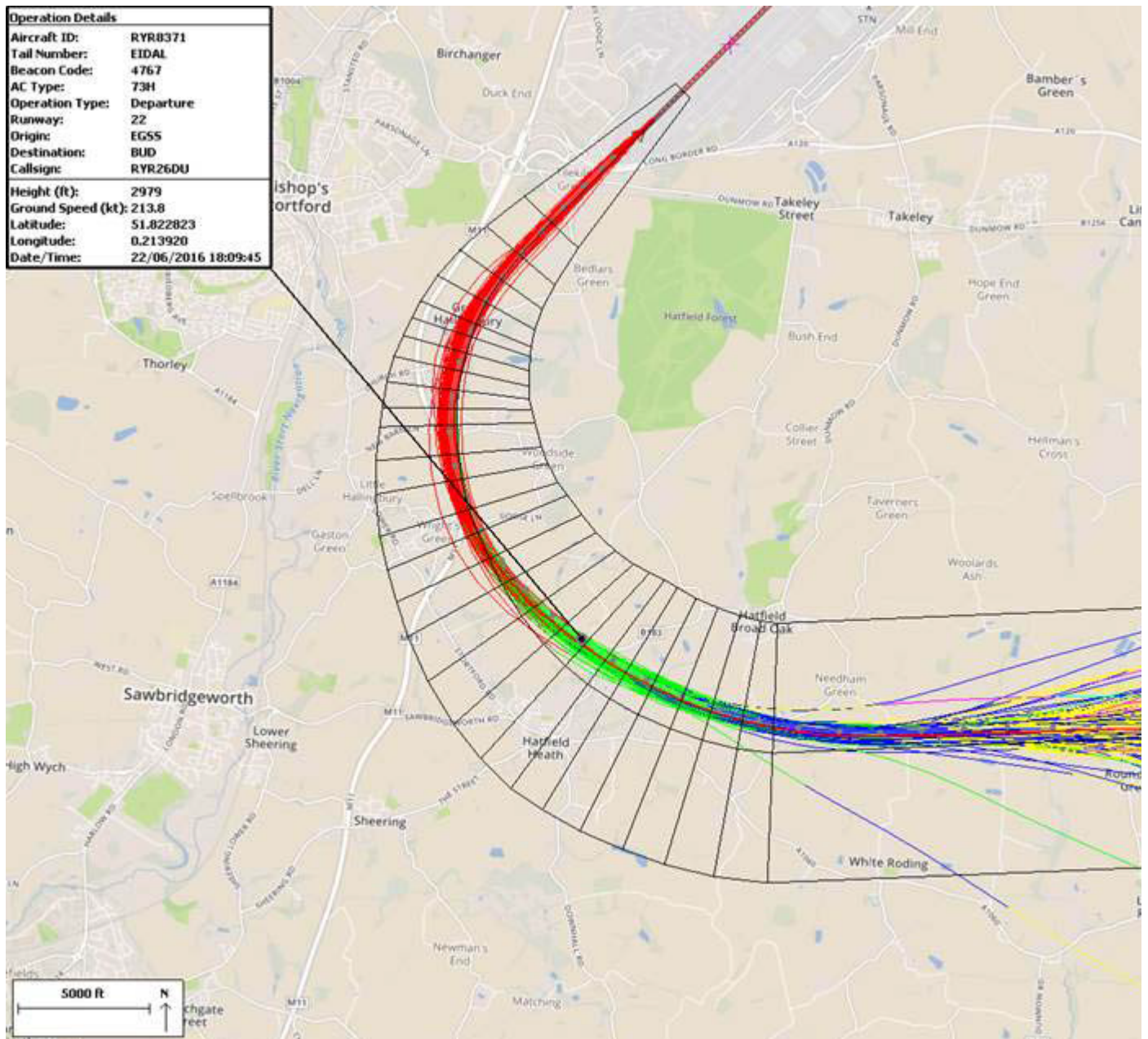
Categories: ACP - Stansted SIDs

Hi [REDACTED],

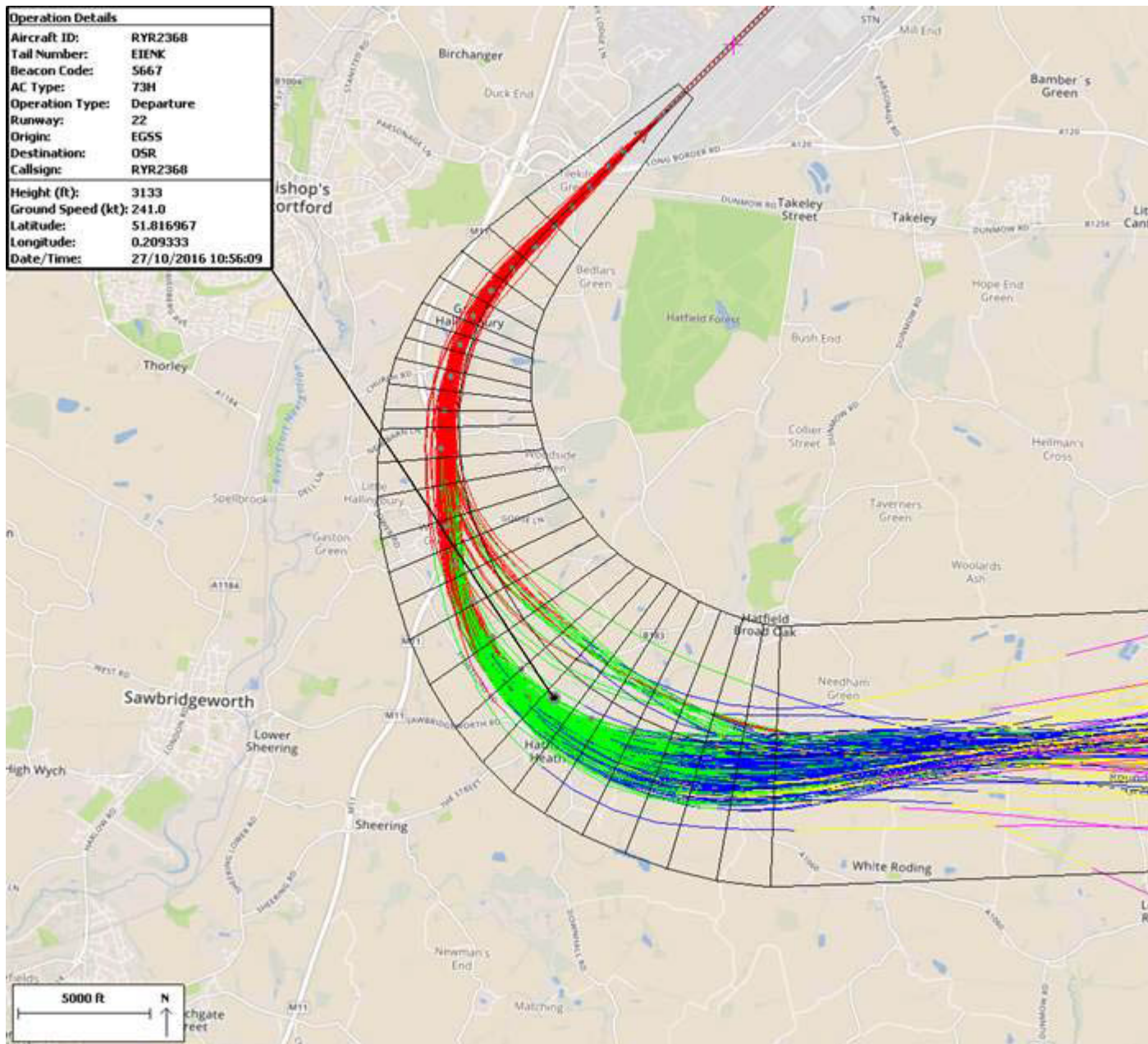
As requested, here are some images for the Ryanair departures that have flown RNP1, there have 572 so far. They had their approval from late June. I understand [REDACTED] was going to speak to RYR ([REDACTED]) and I believe we are nearly there with their remaining SOP issues.



This image is as above but in height bands as per the legend (AAL)



This image is Ryanair track on the standard CLN8R SID, looks to me like there is no difference in height, just the lateral track in most cases.



Ref the track keeping compliance. The 2016 data is shown below.

There are large fluctuations in the 2 x Detling routes due to the LAMP phase1A changes and the low numbers of aircraft flying these routes.

On the permanent introduction of the procedures, I would not expect these figures to change much, but should all aircraft (ultimate aim / PCP compliance) be RNP1 capable I would expect this to be near 100% and steadily improve as fleet equipage grows.

The reason I state near 100%, is I would always expect some aircraft to be taken off the SID due to weather, vectoring or to maintain separation for any zone infringers. In terms of track keeping these would be deemed non-compliant.

I have no doubt that there would be many months where 100% compliance would be achieved when all aircraft are flying RNP1 departures.

Percentage Deviation - Individual routes


| | Runway 22 | | | Runway 04 | | |
|--------|-----------|--------|---------|-----------|---------|---------|
| | BZD-R | CLN-R | DET - R | BZD-S | CLN-S | DET-S |
| Jan-16 | 99.83% | 99.46% | 99.37% | 100.00% | 100.00% | 100.00% |
| Feb-16 | 99.79% | 99.60% | 97.72% | 99.88% | 99.49% | 90.48% |
| Mar-16 | 99.87% | 99.19% | 97.59% | 99.76% | 99.54% | 96.70% |
| Apr-16 | 99.91% | 98.29% | 96.77% | 99.91% | 99.54% | 95.35% |
| May-16 | 99.87% | 98.72% | 95.08% | 99.72% | 99.36% | 90.22% |

| | | | | | | |
|---------------------------|---------------|---------------|---------------|---------------|---------------|---------------|
| Jun-16 | 99.88% | 98.62% | 94.16% | 99.55% | 99.01% | 95.24% |
| Jul-16 | 99.76% | 99.16% | 96.06% | 100.00% | 100.00% | 88.89% |
| Aug-16 | 99.97% | 99.10% | 98.11% | 99.64% | 99.65% | 85.96% |
| Sep-16 | 99.50% | 98.89% | 98.58% | 99.39% | 99.69% | 93.33% |
| Oct-16 | | | | | | |
| Nov-16 | | | | | | |
| Dec-16 | | | | | | |
| Yr to date average | 99.82% | 99.00% | 97.05% | 99.76% | 99.59% | 92.91% |

Kind Regards,



Stansted Airport Limited
 Enterprise House, Bassingbourn Rd
 London Stansted Airport, Stansted CM24 1QW


 w: stanstedairport.com t: twitter.com/stn_airport

